

## Visual Working

### Sharing knowledge and information

Introducing Visual Working can help organisations improve team management, develop a delivery focus and foster a better sense of team identity. Working in a visual way helps people engage with the information being displayed and with each other. It gives individuals a better understanding of their part in the overall process and makes the information more memorable.




## Project Identity



Project indicators



- o typical information to share: vision statement, meeting schedule, organisation structure, names of the Team Leaders



Team identifier

measures


- o each project has own identity to encourage a sense of ownership and to aid navigation through the area
- o display useful information about the project for visitors or new starters






## Product In The Area

representation of product



- o a representation of the service or product being delivered
- o gives the whole team a sense of what they are all ultimately aiming to achieve
- o provides a focus on delivery
- o helps visitors understand the team's overall purpose



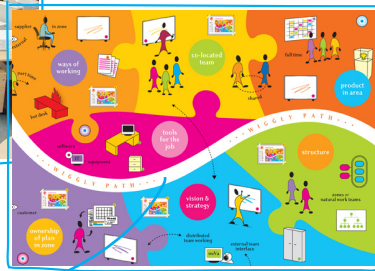
team focus



## wiggly Path



wiggly Path



designed into the overall layout to lead the eye through the different areas of the project, encouraging people to notice and interact with the visual information that is available to them as they travel through...

As with any new way of working, it takes time to adapt to Visual Working, but once it becomes the 'norm', it improves individual and team effectiveness. Don't expect to get it right immediately; when introducing Visual Working for the first time you need to work with the information for a few weeks and then review it to ensure it is useful and meeting its aims.

Inspired Partners always uses Visual Working techniques in its management and team working activities, where participants find them powerful, enjoyable and memorable.

